

DELIVERY FEES

First item \$ 80 / item (between 8am and 5pm*)
 Second item and thereafter \$ 40 / item (between 8am and 5pm*)

STEEL UNIT SHELF (SUS) · DESK SET and STEEL UNIT, SHELF (SUS) · DESK AND SHELVING SET, POCKET COIL MATTRESS WITH EGS(including leg set) counted as one (1) item.

Shipping rates, charges, and services are subject to change without notice.

* Delivery after 5pm is \$75 plus the regular delivery fee.

* Delivery on Saturday, Sunday, and holiday is \$150 plus the regular delivery fee.

DELIVERY AREA

Most products in this leaflet can be delivered to limited areas in NY and NJ.
 We apologize for any inconveniences. Please ask our staff for more details.

REGARDING LARGE PACKAGE (FOR BED FRAME AND MATTRESS)

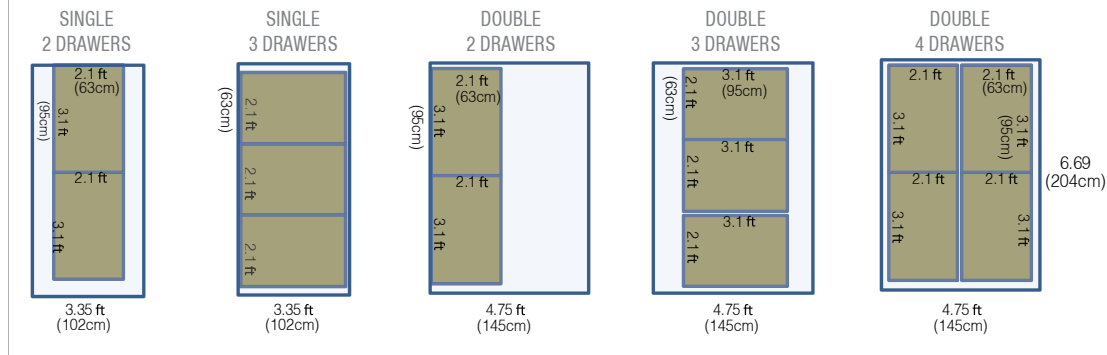
Please check the EXAMPLE OF LARGE PACKAGE SIZE to see if the package can go through places such as hallways, stairways, and doorways, before purchasing the item.

Please check the beams, lighting fixtures on the ceiling and other furniture in places where the item will be brought through.

Our store still charges for the delivery fee in the event that package doesn't go through the passage and the item is returned to the store.

EXAMPLE OF LARGE PACKAGE SIZE	
POCKET COIL MATTRESS WITH LEGS SINGLE SIZE	39.4" w x 78.3" d x 12.2" h
POCKET COIL MATTRESS WITH LEGS DOUBLE SIZE	55.9" w x 78.3" d x 12.2" h
POCKET COIL SPRING MATTRESS DOUBLE SIZE	63.4" w x 77.2" d x 7.9" h

STORAGE BOX LAYOUT PATTERNS



RETURN / EXCHANGE POLICY

- Merchandise may be returned or exchanged at the store where it was purchased within 30 days of purchase with a receipt.
- The returned merchandise must be in new and unused condition, and in the original packaging. No returns, refunds, exchanges, or credits will be issued without a receipt. Refunds will be issued in the original tender for the price paid. For purchase by traveler's check, cash back will be given.
- Non-returnable merchandise include but are not limited to the following: Personal care/use, table/kitchenware, health and beauty, bedding and underwear.
- Return/Exchange merchandise must be in the original condition with the original package and tags.
- Clothing that is unworn with tags and receipt can be returned and exchanged.
- MUJI reserves the right to deny any return/exchange based on the condition of the merchandise.
- Shipping charges are not refunded.
- No RETURNS on sale items.

STORE

MUJI SOHO
 455 Broadway New York, NY 10013
 tel:212.334.2002

MUJI TIMES SQUARE
 620 Eighth Ave., New York, NY 10018
 tel:212.382.2300

MUJI CHELSEA
 16 W 19th Street, New York, NY 10011
 (Between 5th Ave. and 6th Ave.)
 tel:212.414.9024

www.muji.com / www.muji.us

© 2012 MUJI U.S.A. LIMITED All Rights

All product and price information may be subject to change. Any dimensions quoted are for guidance only. Prices and product details should be checked at one of our USA stores before making or requesting any purchases. All products are subject to availability.

MUJI
 無印良品



SMALL



LARGE



BIRCH LOW TABLE · BROWN

36.0" w x 24.0" d x 16.0" h

\$ 250.50

30% OFF \$ 175.35

Maximum carrying capacity is 88 lbs.

JAN# 4945247209792

PINEWOOD TABLE · FOLDING TYPE

Small 31.5" w x 19.7" d x 13.8" h

\$ 62.75


Large 31.5" w x 19.7" d x 27.5" h

\$ 82.25

With beautiful grain and natural warm texture. It is also a folding type table that allows you to save space while storing it away.

JAN# Small 4548076606079 / NEW JAN 4548718499434

Large 4548076606284



BROWN ASH LOW TABLE


LARGE 35.4" w x 23.6" d x 13.8" h

\$ 295.75

Can be used next to a sofa or bed. Color matches with the BROWN ASH furniture series.

Maximum carrying capacity is 66.1 lbs.

JAN# 4548718120871



U SHAPED FURNITURE

Size 27.6" w x 11.8" d x 13.8" h

\$ 127.50

With natural color and warm birchwood texture. This furniture can be used for diverse ways such as a table, bookshelf and TV rack. Maximum carrying capacity is 88 lbs.

JAN# ASH 4548718121656

BROWN 4548718121670



PINEWOOD 4-DRAWER

32.7" w x 15.4" d x 32.7" h

\$ 289.95

Made from pinewood. With beautiful grain and natural warm texture.

JAN# 4548718152575



POCKET COIL MATTRESS WITH LEGS

SINGLE SIZE 39.2" w x 79.2" d x 18.8" h **\$ 497.50**
 DOUBLE SIZE 56.0" w x 79.2" d x 18.8" h **\$ 697.50**

Bed comes in different sizes with various parts to choose from. Headboard can be attached for your convenience. Rotate and flip as needed to keep the mattress in even shape.

* Pillow is not included.
 * Ventilate the mattress as needed to avoid the growth of mold.
 * Please check the box size of this item to make sure that the package will fit through stairwells and doorways. (See back of this page for more information.)

JAN# SINGLE: 5055198209990,
 DOUBLE: 5055198210002



MATTRESS LEGS

	4.8" h	8.0" h
BROWN / NATURAL	\$ 26.50(4p/set)	\$ 26.50(4p/set)
STEEL	\$ 19.95(2p/set)	\$ 39.75(4p/set)
WHITE GRAY	\$ 19.95(2p/set)	\$ 39.75(4p/set)

Varieties of legs, available in natural, brown, and steel, to coordinate with other MUJI furniture. They can be attached to the POCKET COIL MATTRESS WITH LEGS. Legs comes in 4.8" and 8.0".

JAN# BROWN 4.8"H: 4548076665212, 8"H: 4945247462227 / 4548076665229
 ASH 4.8"H: 4548076665250
 NATURAL 4.8"H: 4945247462197, 8"H: 4945247462203 / 4548076665243
 STEEL 4.8"H: 4547315334803, 8"H: 4547315334797
 WHITE GRAY 4.8"H: 4945247244205, 8"H: 4945247244212



COMPACT SOFA

51" w x 29" d x 27" h **\$ 327.50**
 Available in Light Gray / Brown
 JAN# OLD 4548718339723 / 4548718339747
 NEW 4548718815364 / 4548718815371



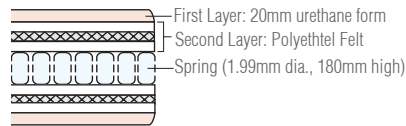
POCKET COIL SPRING MATTRESS

SINGLE SIZE 38.8" w x 78.0" d x 7.6" h **\$ 487.50**
 DOUBLE SIZE 56.0" w x 78.0" d x 7.6" h **\$ 687.50**
 QUEEN SIZE 63.0" w x 78.0" d x 7.6" h **\$ 857.50**

Mattress with soft texture for comfort and hard coils in places where extra support is needed. Rotate and flip as needed to keep the mattress in even shape.

Ventilate the mattress as needed to avoid the growth of mold.

JAN# SINGLE: 5055198210019, DOUBLE: 5055198210026, QUEEN: 5055198210378



MOLD URETHANE SOFA

25.6" w x 29.6" d x 26.0" h **\$ 265.25**

Cushion is made by a molding process. The use of urethane in the frame of the sofa creates a strong support for the body so that the individual can be seated for a long time.

Mold sofa cover* is SOLD SEPERATELY. Available in Ecrú(\$55.75), Beige(\$62.75), Brown(\$62.75), and Navy (\$62.75). *Cover can not be delivered by itself.

JAN# SOFA: 4548076113263
 COVER : ECRU 4548076117766 / BEIGE 4548076117797 / BROWN 4548076117827 / NAVY 4548076117858



ASH MIRROR

17.3" w x 13.0" d x 59.3" h **\$ 159.95**

JAN# BROWN 4548718318742 / NEW 4548718499427
 NATURAL 4548718318735



ASH COAT HANGER

17.3" w x 13.0" d x 59.1" h **\$ 139.25**

JAN# BROWN 4548718074839 / NATURAL 4548718499410



PINEWOOD MIRROR

Size : 14.2" w x 57.0" h **\$ 89.50**

JAN# 4548718122868



STEEL PIPE SIDE TABLE

18.1" w x 12.2" d x 19.5" h **\$ 88.00**

Maximum carrying capacity for table top is 6.6 lbs.

JAN# NATURAL : 4945247276756
 BROWN : 4945247276763



DISPLAY EXAMPLE: Underneath storage drawers sold separately

BROWN ASH BED / NATURAL ASH BED

SINGLE SIZE 40.0" w x 80.8" d x 24.8" h **\$ 320.50**
 DOUBLE SIZE 57.2" w x 80.8" d x 24.8" h **\$ 417.50**
 QUEEN SIZE 64.8" w x 80.8" d x 24.8" h **\$ 675.50**

* Mattress and Underneath storage drawers are not included.

JAN# BROWN SINGLE: 5055198210279 DOUBLE: OLD 4548718120734 / NEW 5055198210286/ NEW 4548718340408
 NATURAL DOUBLE: 4548718340392 QUEEN: 4548718340330

BED STORAGE BOX FOR BROWN ASH BED / NATURAL ASH BED

37.5" w x 25.0" d x 7.3" h **\$ 114.50**

The drawer's casters can be realigned to allow for different directions of movement, allowing up to three drawers underneath the single bed and up to four drawers underneath the double bed. See the last page for "STORAGE BOX LAYOUT PATTERNS".

JAN# BROWN: 4548718340422 / NATURAL: 4548718340415



ASH BED

SINGLE SIZE 41.2" w x 83.0" d x 32.8" h **\$ 424.25**
 DOUBLE SIZE 58.4" w x 83.0" d x 32.8" h **\$ 555.75**
 QUEEN SIZE 65.4" w x 83.0" d x 32.8" h **\$ 675.50**

Not intended for children under 10 years of age or individuals who require special physical care and/or assistance.

* Mattress and underneath storage boxes are not included.
 * Please check the box size of this item to make sure that the package will fit through stairwells and doorways. (See back of this page for more information.)

JAN# SINGLE: 4547315939596 NEW JAN#: 5055198210118
 DOUBLE: 4547315939619 NEW JAN#: 5055198210125
 QUEEN: 4548076144922



ASH SIDE TABLE

14.4" w x 16.8" d x 18.0" h **\$ 159.25**

This bed side table is a convenient place to store a remote control, books, and nick-knacks. Maximum carrying capacity for table top is 30 lbs. Maximum drawer carrying capacity is 5 lbs.

JAN# 4548076144984